

## VIRGOLA BLACK

### Version

Built-in 120 cm - 600 m<sup>3</sup>/h

### Collection

Design

### EAN code

8034122360119



*The photograph is purely for information  
It may not correspond to the selected version.*

## FEATURES

**Electronic control**  
**Metallic grease filter, removable and washable**  
**Charcoal filter included**  
**Dynamic LED Light (2700K - 5600K)**  
**Painted black steel**  
**Extendable and retractable tempered smoked glass visor**

## OPTIONAL ACCESSORIES

### KACL.950

Filter unit for built-in hoods

## TECHNICAL FEATURES

**Installation type**  
Built-in

**Dimensions**  
120 cm

**Finishing**  
Painted black steel

**Motor**  
600 m<sup>3</sup>/h

**Type of control**  
Electronic control

**Speed settings**  
3

**Lighting**  
Led 4x1,2 W - 2700 K / 5600 K

**Filter**  
Metallic filter "Base" - 278x207 mm

**Charcoal filter**  
Square charcoal filter - Type 3

**Minimum distance**  
Gas hob: 52 cm  
Electric hob: 52 cm

## PACKAGING:WEIGHTS AND VOLUMES

**Gross weight**  
18.10 kg

**Net weight**  
14.00 kg

**Volume**  
0.24 m<sup>3</sup>

**Packaging size**  
Length  
1295 mm  
Height  
465 mm  
Depth  
395 mm

## CONSUMPTION AND CONNECTION FEATURES

**Maximum consumption**  
230 W

**Voltage / Frequency**  
220-240V  
  
50-60Hz

**Plug type**  
Schuko

## MOTOR TECHNICAL SHEET

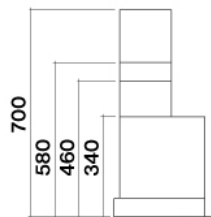
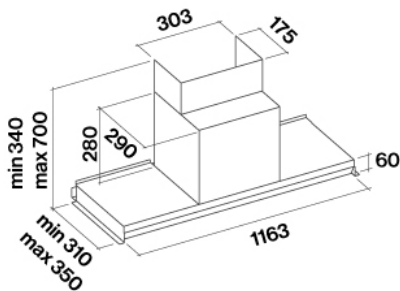
**Maximum capacity**  
480 m<sup>3</sup>/h  
I.E.C. 61591

**Maximum noise level**  
65 dB(A)re1pW  
I.E.C.60704-2-13

**Maximum pressure (Pa)**  
500 Pa

**Max. motor power**  
180 W

**ENERGY CLASS**  
C



## VIRGOLA BLACK

### Version

Built-in 120 cm - 600 m<sup>3</sup>/h

### Collection

Design

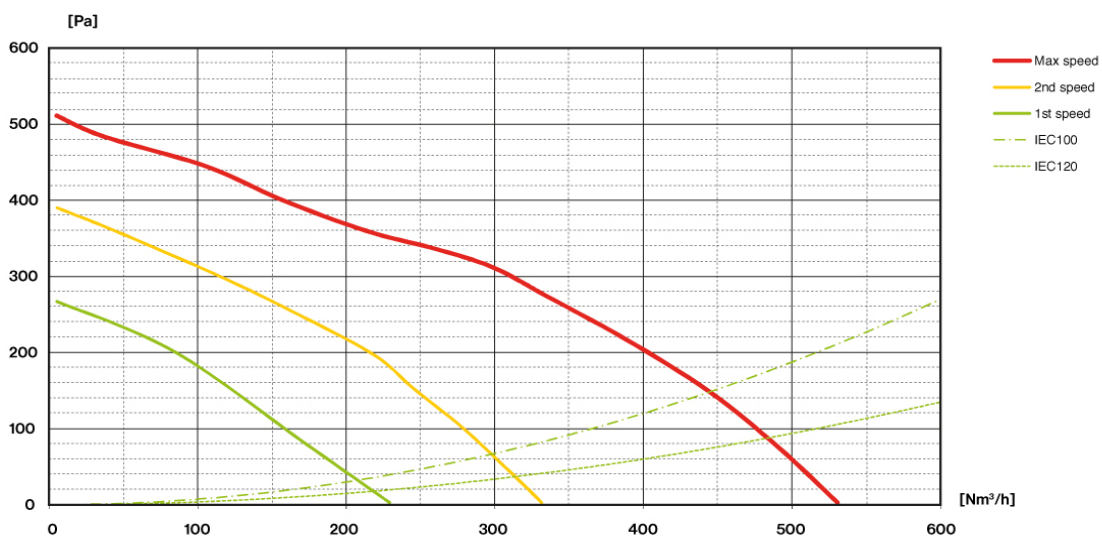
### EAN code

8034122360119

## MOTOR TECHNICAL SHEET

Motor speed	1	2	3
Noise level dB(A)re1pW-I.E.C.60704-2-13	49	58	65
Capacity (m3/h) I.E.C.61591 Normalized Pipes	220	320	480
Maximum pressure (Pa)	270	400	500
Motor Power (W)	100	130	180
Air outlet	120	120	120

## CAPACITY / PRESSURE



## VIRGOLA BLACK

### Version

Built-in 120 cm - 600 m<sup>3</sup>/h

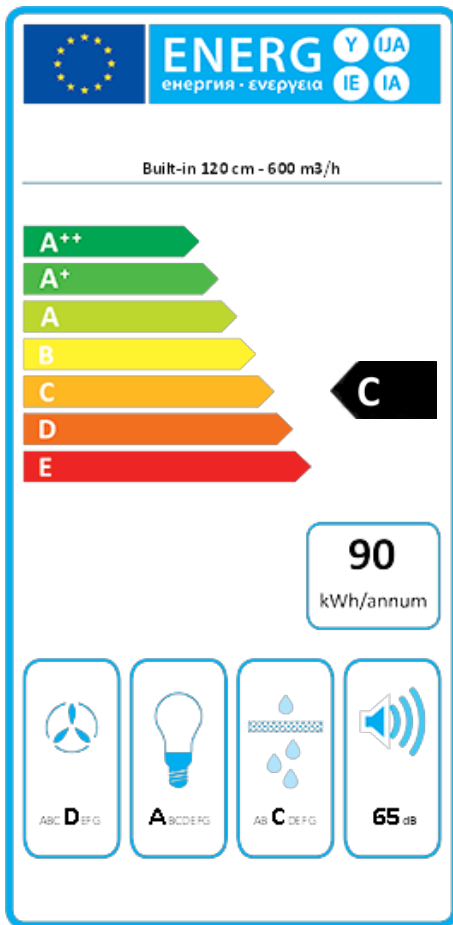
### Collection

Design

### EAN code

8034122360119

## ENERGY LABEL



PF		
<b>S</b>	Falmec Spa	
<b>M</b>	Built-in 120 cm - 600 m <sup>3</sup> /h	
<b>AEC</b>	90,2	kWh/a
<b>ECC</b>	C	
<b>FDE</b>	15,8	
<b>FDEC</b>	D	
<b>LE</b>	31,4	
<b>LEC</b>	A	
<b>GFE</b>	80,0	
<b>GFEC</b>	C	
<b>Qmin</b>	220,0	m <sup>3</sup> /h
<b>Qmax</b>	480,0	m <sup>3</sup> /h
<b>Qboost</b>	480,0	m <sup>3</sup> /h
<b>SPEmin</b>	49	dBa
<b>SPEmax</b>	65	dBa
<b>SPEboost</b>	-	dBa
<b>PO</b>	-	W
<b>PS</b>	0,48	W
PI		
<b>F</b>	1,4	
<b>EEl</b>	81,8	
<b>Qbep</b>	303,0	m <sup>3</sup> /h
<b>Pbep</b>	308	Pa
<b>Qboost</b>	480,0	m <sup>3</sup> /h
<b>Wbep</b>	164,0	W
<b>WL</b>	8,60	W
<b>Emiddle</b>	270	lux
<b>Lwa-SPEmax</b>	65	dBa

**PF\_Product fiche according to 65/2014** S\_Supplier name / M\_Model identification / AEC\_Annual Energy Consumption (AEC hood) / EEC\_Energy Efficiency class / FDE\_Fluid Dynamic Efficiency (FDE hood) / FDEC\_Fluid Dynamic Efficiency class / LE\_Lighting Efficiency (LE hood) / LEC\_Lighting Efficiency class / GFE\_Grease Filtering Efficiency / GFEC\_Grease Filtering Efficiency class / Qmin\_Air flow (in m<sup>3</sup>/h) at min speed in normal use / Qmax\_Air flow (in m<sup>3</sup>/h) at max speed in normal use / Qboost\_Air flow (in m<sup>3</sup>/h) at intensive or boost setting (max air-flow) / SPEmin\_Airborne acoustical A-weighted sound power emissions at min speed in normal use / SPEmax\_Airborne acoustical A-weighted sound power emissions at max speed in normal use / SPEboost\_Airborne acoustical A-weighted sound power emissions (in dB) at intensive or boost setting / PO\_Power consumption in off mode (Po) / Ps\_Power consumption in stand by mode (Ps). **PI\_Additional information according to 66/2014** F\_Time increase factor / EEI\_Energy Efficiency Index / Qbep\_Measured air flow rate at best efficiency point / Pbep\_Measured air pressure at best efficiency point / Qboost\_Maximum air flow / Wbep\_Measured electric power input at best efficiency point / WL\_Nominal power of the lighting system / Emiddle\_Average illumination of the lighting system on the cooking surface / Lwa=SPEmax\_Sound pressure level at the highest speed.